

# Oval-8 eBook for Health Care Professionals

## How to Size, Fit and Purchase Oval-8® Finger Splints



# TABLE OF CONTENTS



## Chapter 1

### **How the Oval-8 Works**

## Chapter 2

### **What Conditions the Oval-8 Treats**

## Chapter 3

### **How to Choose the Correct Size Oval-8**

## Chapter 4

### **Oval-8 Packaging Options**

## Chapter 5

### **Custom Fitting Oval-8 Finger Splints**

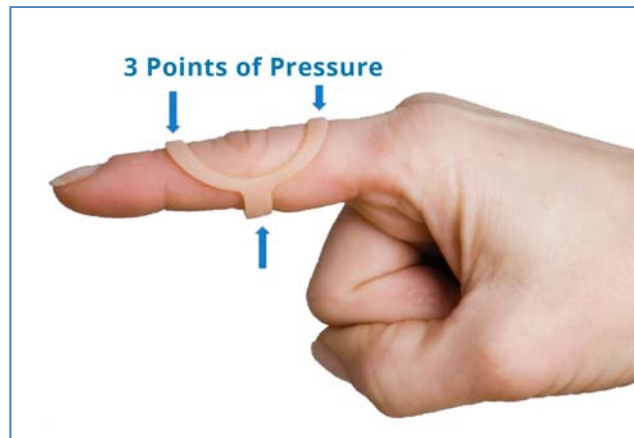
## Chapter 6

### **Where to Buy Oval-8 Finger Splints**

# Chapter One

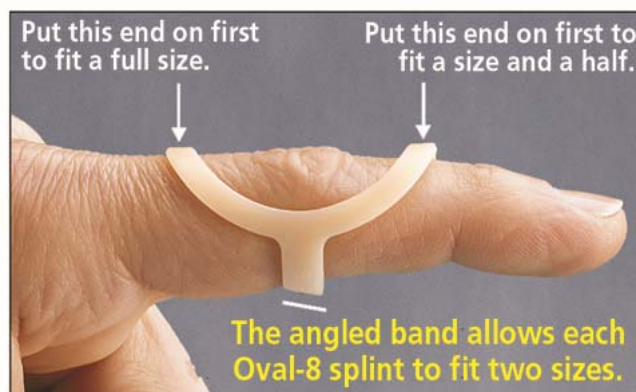
## How the Oval-8 Works

**Oval-8 Finger Splints** are a simple, effective solution to align, stabilize or immobilize the PIP or DIP joints of the fingers and thumb without messy tape or straps. The wide smooth bands and three points of control help you treat mallet finger, swan neck or boutonniere deformities, stop trigger finger and thumb, support unstable joints, protect healing fractures and more.



### Two Sizes in Every Oval-8 Splint

The angled band allows each splint to fit tighter or looser depending on which end is put on the finger first. Each of the 14 sizes fit a full Oval-8 size and an Oval-8 size plus a half. For example, a size 6 Oval-8 fits as either a 6 or a 6 1/2.



Read on to learn more about what problems the Oval-8 treats, how to choose the correct size, how to adjust Oval-8's for a custom fit and how to purchase an Oval-8 and links to Oval-8 videos.

## Chapter Two

# What Conditions the Oval-8 Treats

**Oval-8's** are the only finger splint that can be worn to treat different conditions with a simple turn of the splint. For most conditions, the oval section applies the “corrective” force and the band acts as the stabilizing point of control.

The pictures below show the suggested way to wear the Oval-8 for each condition. Video links are in the last bullet for each condition and provide step-by-step instructions on how to use an Oval-8 for these conditions.



### Mallet Finger

- The band is worn on the dorsum of the DIP joint.
- Oval-8 splints are heat adjustable to allow slight hyperextension or to adjust length to assure full PIP flexion.
- [Click here to see video.](#)



### Trigger Finger

- The Oval-8 splint is fit with the band on the dorsum of the proximal phalanx and the oval portion on the palmar side to limit flexion to stop triggering.
- The Oval-8 may also be fit on the PIP joint to fully block flexion.
- [Click here to see video.](#)



### Trigger Thumb

- Fit the band on dorsum of the first phalanx and the oval on the palm side to limit flexion to stop triggering.
- The Oval-8 may also be fit directly around the IP joint to fully block flexion.
- [Click here to see video.](#)



### Swan Neck Deformity/EDS Hypermobility

- Fit the Oval-8 on the PIP joint with the band on the palmar side of the PIP joint to block PIP hyperextension.
- The Oval-8 can be adjusted with heat to position the PIP joint in slight flexion if needed.
- [Click here to see video.](#)



## Crooked or Deviated Fingers

- Fit an Oval-8 laterally or medially on the DIP or the PIP to reduce flexible deviation.
- Oval-8 splints can be adjusted slightly to accommodate enlarged joints if needed.
- [Click here to see video.](#)



## Boutonniere Deformity

- Worn with the oval section worn palmarly, use immediately following injury to prevent flexion contracture or after dynamic splinting or surgery to maintain extension.
- Oval-8 splints can be worn over a finger sleeve or gel tube for cushioning and edema control.
- [Click here to see video.](#)

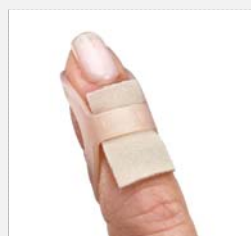


## Fractures or Dislocation Injuries

- Fit two Oval-8 splints to fully immobilize the DIP or PIP to treat fractures or dislocation injuries.
- Fit the first splint with the band on the dorsum of the PIP joint. Choose a splint one to one and half sizes larger to slide over the first splint.
- Use a finger sleeve or gel tube for cushioning and edema control as needed.

### Oval-8 Accessories: Gel Tube and Gel Mate

- If patients are wearing the Oval-8 over a bandage, Gel Mate silicone sheeting or Gel Tube, they will need a splint at least one size larger than the joint measures.
- Keep in mind that even minor changes in swelling or temperature can affect how the splint fits. It is always a good idea for patients to have more than one size splint available to accommodate changes.



Gel Mate



Gel Tube

# Chapter Three

## How to Choose the Correct Size Oval-8

Oval-8 sizes are quite precise and the difference between sizes is quite small. The recommended way to choose the correct size(s) is with the splints themselves. The Oval-8 Kits and the Oval-8 Sizing Set offer the fastest, most cost efficient way to dispense the splints in your clinic.

Having an Oval-8 Kit in your clinic means you can size for an Oval-8, customize the fit and issue the splints for an effective treatment outcome in only a few minutes.

If you do not have a Sizing Set or Oval-8 Kit and want to size a patient, the printable Oval-8 Sizing guide will help you determine a range of sizes most likely to fit.

See **Chapter Four** for details on package options for your clinic.


### Oval-8 Sizing Guide

The Oval-8 Sizing Guide is a paper guide you or your patients print, cut out and use to measure for a range of sizes most likely to fit. Watch our step-by-step Oval-8 Sizing Guide video before using the Sizing Guide. Choose a Graduated Set with the range of sizes you measured with the Sizing Guide.

If you or your patient are using the Sizing Guide, we recommend purchasing a Graduated Set that includes 3 splint sizes to assure you have a size that fits now and fits if there is a change in swelling or temperature that affects the finger size.

Patients can purchase the sizes you recommend on our consumer direct website - [www.ohmyarthritis.com](http://www.ohmyarthritis.com).

Click the images below for the Sizing Guide and the video:



# Chapter Four

## Oval-8 Packaging Options

Whether you will be using Oval-8 splints on a daily basis and need an Oval-8 Kit or will issue them once a month, there is a packaging option that will meet your needs. Choose from one of our starter kits or sets to size and dispense splints directly to your patients or purchase small quantity bags when needed.

### Oval-8 Sizing Set

The Oval-8 Sizing Set is ideal for small clinics or those only occasionally using the splints. The Sizing Set includes one of each size splint 2 to 15 to let you choose the correct size(s) for your patient every time.



- The Oval-8 Sizing Set includes one of each of the sizes, 2 through 15.
- The easy-to-open ring keeps the splints organized and makes it easy to choose a size or range of sizes to try on your patient.
- Once you have chosen the size(s), simply order the splints individually or have your patients purchase the sizes you suggest on our consumer direct website – [www.ohmyarthrititis.com](http://www.ohmyarthrititis.com).

### Oval-8 Kit

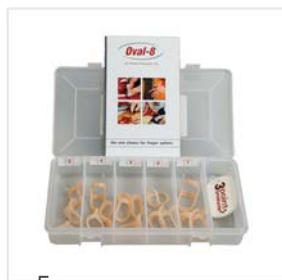
The most time and cost-effective way to assure the right fit and timely treatment of a variety of finger conditions. Saves over 50% off the cost of buying individual splints.



- Packaged in a 3-drawer organizer box with 44 splints in sizes 2 to 15. The Kit comes with the majority of the splints in the most commonly used sizes. *\*See below for details of what comes in the kit.*
- Single size packages are available to refill just the sizes you need.
- The Oval-8 Kit is packaged with 44 splints in sizes 2 through 15
  - 1 each of sizes 2 and 15
  - 2 each of sizes 3, 4, 13 and 14
  - 3 each of sizes 11 and 12
  - 4 each of sizes 5 and 10
  - 5 each of sizes 6, 7, 8 and 9

### Oval-8 Pediatric Kit

All the advantages of the full size Oval-8 Kit for pediatric settings.



- With 15 splints – 3 each of the sizes 3 through 7 – this convenient, cost-effective Pediatric Kit lets you fit, adjust and dispense a solution for hyperflexibility, unstable IP joints or those with mild hypertonicity. Use Oval-8 splints to stabilize fingers for improved prehension.

# Chapter Four

## Oval-8 Packaging Options

### Single Size and Mixed Size Packages

When you need more size 6 splints for your Kit or a patient needs several sizes to accommodate changes in swelling, there is a solution to meet each need.

#### Single Size Packages

Oval-8 Finger Splints are available in single size packages in different quantities. Keeping a stock on hand of each size assures you have what you need to issue to a patient for the most time and cost-effective treatment of a number of finger conditions.

Choose the quantity that best meets your clinic's needs:

One (1) each of one size

Three (3) each of one size

Five (5) each of one size (the most cost-effective quantity)

#### Mixed Size Packages

##### Oval-8 Graduated Sets

Graduated Sets are packaged with 3 consecutive sizes to help assure continuation of treatment and compliance. Issue Graduated Sets from your clinic or recommend that your patient purchase a Graduated Set to assure they have the correct size splint in the event of swelling, time of day or temperature affect finger size.

When determining which Graduated Set to order, consider these factors:

- If you expect the finger to swell even a small amount, order a set that includes larger sizes
- If swelling is expected to go down, order a set that includes smaller sizes
- If the splints will be worn in water or during cold weather, order a set that includes smaller sizes

**Need more information on how to measure for a Graduated Set? [Click here for the Sizing Guide.](#)**

#### Graduated Sets

Sizes 2, 3 and 4

Sizes 4, 5 and 6

Sizes 6, 7 and 8

Sizes 8, 9 and 10

Sizes 10, 11 and 12

Sizes 13, 14 and 15

#### Combo Packs

Recommended for clinics who may not use Oval-8 splints daily but want to have a supply of sizes available to issue to their patients.

#### Mixed packs of 5 splints

One each – Sizes 3, 4, 5, 6 and 7

One each – Sizes 6, 7, 8, 9 and 10

One each – Sizes 10, 11, 12, 13 and 14




## Chapter Five

# Custom Fitting Oval-8 Finger Splints

With a total of 28 sizes (each of the 14 Oval-8 splints fits two sizes with a simple turn of the splint), it is rare not to find the perfect fit. For those times when the length may not be just right or you want to hold the joint at a slight angle, custom fitting an Oval-8 takes only seconds.

Oval-8 splints are made from high temperature plastic and can be adjusted using the **Precision Spot Heat Gun** from 3-Point Products or a heat gun with a spot heater attachment.



Oval-8 Finger Splints can be carefully adjusted to alter the angle, length and to customize the fit. Our **HOW TO ADJUST AN OVAL-8 FINGER SPLINT** video takes you step-by-step through making the three most common adjustments. Click the image below:



## Chapter Six

# Where to Buy Oval-8 Finger Splints

Oval-8 Splints are available directly from 3-Point Products and from a wide range of medical products distributors.

3-Point Products' U.S. and International Distributors

<http://www.3pointproducts.com/where-to-buy>

Where to Buy on 3-Point Products Website

[www.3pointproducts.com](http://www.3pointproducts.com)

Patients Can Purchase Directly from

[www.ohmyarthritis.com](http://www.ohmyarthritis.com)

# Thank You!

Thank you for taking the time to read the information presented here on Oval-8's. Please let us know if you found this information helpful or if you have suggestions on what we might improve upon. Email us at [service@3pointproducts.com](mailto:service@3pointproducts.com).

## Disclaimer

The information in this e-book is for informational purposes only and is not presented as medical advice. This guide is directed to health care providers and the advice is presented to assist in determining how to size and fit Oval-8 Finger Splints to treat different finger conditions. This information does not guarantee correct sizing or treatment.

Oval-8 splints are not suitable for all persons. Oval-8 splints are not recommended for use by children under age four. They may present a choking hazard if swallowed. Oval-8 splints are not recommended for use over open wounds. Because symptoms and the severity of conditions vary among individuals, information presented here is not meant to substitute for personalized medical advice or management.

If you have additional questions about the Oval-8 Finger Splints or other products, our customer service team will be pleased to answer any questions you may have about the products we provide. Our customer service team members are not medical professionals and cannot answer questions related to medical conditions.

Customer service can be reached at 888-378-7763

Mon-Fri from 8:30 am to 5:00 pm EST

Oval-8, 3-Point Products, Inc. and Oh My Arthritis are registered trademarks of 3-Point Products, Inc., Stevensville, MD 21666 U.S.A. Oval-8 Finger Splints are protected by patents in the United States and Canada and by Design Trademarks in the European Union.